

# Beta WORKER

2024



**Promoción válida del 1 de Marzo del 2024  
al 28 de Febrero del 2025.  
Precios IVA no incluido.**

# ÍNDICE

PUNTAS



3

LLAVES DE VASO  
EN MALETINES



3-7

MALETAS Y CAJAS  
DE HERRAMIENTAS  
TROLLEYS



8-17

CONTENEDORES  
CON Y SIN SURTIDO



18-30

SURTIDO  
C45PRO



31

Beta Worker es la gama de herramientas desarrollada para satisfacer las necesidades de los profesionales, aportando soluciones esenciales y funcionales, basadas en una excelente relación calidad/precio.

Elige el surtido que mejor se adapta a tus necesidades y encontrarás el compañero ideal para tu trabajo diario.

008606992



## BW 860EA/31

Juego de 30 puntas con portapuntas magnético, en estuche de plástico

	BW 861LP	●	0,5x3-0,6x4,5-0,8x5,5-1,0x5,5-1,2x6,5-1,6x8 mm
	BW 861PH	⊕	PH1-PH2-PH3
	BW 861PZ	⊕	PZ1-PZ-PZ3
	BW 861PE	○	2-3-4-5-6-8 mm
	BW 861TX	⊙	T8-T9-T10-T15-T20-T25-T27-T30-T40
	BW 861PQ	○	1-2-3 mm
	BW 882M1	○ 1/4 - ● 1/4	

X  
31

~~27,50 €~~

18,50 €



012566122



## BW 1256/C21-1

Juego de 21 puntas con portapuntas magnético, en estuche de plástico

	BW 1256LP	●	1,5-2-2,5 mm
	BW 1256PH	⊕	PH0-PH1
	BW 1256PZ	⊕	PZ0-PZ1
	BW 1256PE	○	0,7-0,9-1,3-1,5-2-2,5-3 mm
	BW 1256TX	⊙	T4-T5-T6-T7
	BW 1256RTX	⊕	T8-T10-T15
		4 mm	99 mm

~~23,00 €~~

15,50 €

X  
22



009036042

1/4"

## BW 903E/C42

Surtido de 13 vasos hexagonales, 18 puntas, 4 llaves allen acodadas y 7 accesorios, en maletín de plástico

	BW 900	○	4-4,5-5-5,5-6-7-8-9-10-11-12-13-14 mm
	BW 900E/55	⊕	126 mm
	BW 900/25		
	BW 900/20		50 mm
	BW 900/20L		100 mm
	BW 900/42		115 mm
	BW 900/30		150 mm
	BW 96	○	1,3-1,5-2-2,5 mm
	BW 895/1	□ 1/4 - ○ 1/4	
	BW 861LP	●	Ⓜ 0,6x4-0,8x5,5-1,2x6,5 mm
	BW 861PH	⊕	Ⓜ PH1-PH2-PH3
	BW 861PZ	⊕	Ⓜ PZ1-PZ2-PZ3
	BW 861PE	○	Ⓜ 3-4-5-6 mm
	BW 861TX	⊙	Ⓜ T10-T15-T20-T25-T30

X  
42

~~59,00 €~~

39,95 €



009136033

**38"**

## BW 913E/C33









Surtido de 28 vasos hexagonales y 5 accesorios, en maletín de plástico

102,00€

**68,95 €**

**X  
33**



	BW 910A	○	6-7-8-9-10-11-12-13-14-15-16-17-18-19-20-21-22-24 mm
	BW 910AL	○	8-9-10-12-13-14-17-19 mm
	BW 956C	○	16 mm (5/8") 21 mm (13/16")
	BW 910E/55	⊗	200 mm
	BW 910/25		
	BW 910/20		75 mm
	BW 910/22		150 mm
	BW 920/15F		□ 1/2" - ■ 3/8"

009236025

**12"**

## BW 923E/C25







Surtido de 20 vasos hexagonales y 5 accesorios, en maletín de plástico

114,00€

**76,95 €**

**X  
25**



	BW 920A	○	8-9-10-11-12-13-14-15-16-17-18-19-20-21-22-23-24-27-30-32 mm
	BW 920E/55	⊗	264 mm
	BW 920/25		
	BW 920/21		125 mm
	BW 920/22		250 mm
	BW 910/16F		□ 3/8" - ■ 1/2"

009236017



## BW 923E-FTX/C17



Surtido de 8 vasos Torx®  
y 9 vasos con punta Torx®,  
en maletín de plástico

~~65,00 €~~

**43,95 €**

**X  
17**



	BW 920FTX	⊙	E10-E12-E14-E16-E18-E20-E22-E24
	BW 920TX	⊙	T20-T25-T27-T30-T40-T45-T50-T55-T60

009236018



## BW 923E-TX/C18




Surtido de 18 vasos con punta Torx®,  
en maletín de plástico

~~87,00 €~~

**58,95 €**

**X  
18**



 55 mm	BW 920TX	⊙	T20-T25-T27-T30-T40-T45-T50-T55-T60-T70
 100 mm	BW 920TX-L	⊙	T20-T25-T27-T30-T40
 140 mm	BW 920TX-XL	⊙	T45-T50-T55

009236028



## BW 923E-PE/C18




Surtido de 18 vasos con punta allen,  
en maletín de plástico

~~102,00 €~~

**68,95 €**

**X  
18**



 55 mm	BW 920PE	○	4-5-6-7-8-10-12-14-17-19 mm
 100 mm	BW 920PE-L	○	4-5-6-7-8 mm
 140 mm	BW 920PE-XL	○	10-12-14 mm

009286017

3/4"



## BW 928E/C17

Surtido de 12 vasos hexagonales y 5 accesorios, en maletín de plástico

346,00 €

234,00 €

X  
17

	BW 928A	○	22-24-27-30-32-34-36-38-41-46-50-55 mm
	BW 928/55	⊕	500 mm
	BW 928/25		
	BW 928/21		100 mm
	BW 928/22		200 mm
	BW 928/42		455 mm



009036098

1/4" 1/2"

## BW 903E/C98









Surtido de 45 vasos hexagonales, 35 puntas, 4 llaves allen acodadas y 14 accesorios, en maletín de plástico

191,00 €








129,00 €

X  
98
















1/4"

	BW 900	○	4-4,5-5-5,5-6-7-8-9-10-11-12-13-14 mm
	BW 900L	○	6-7-8-9-10-11-12-13 mm
	BW 900E/55	⊕	126 mm
	BW 900/25		
	BW 900/20		50 mm
	BW 900/20L		100 mm
	BW 900/30		150 mm
	BW 900/42		115 mm

1/2"

	BW 920A	○	10-11-12-13-14-15-16-17-18-19-20-21-22-24-27-30-32 mm
	BW 920AL	○	14-15-17-19-22 mm
	BW 956C	○	16 mm (5/8") - 21 mm (13/16")
	BW 920E/55	⊕	264 mm
	BW 920/25		
	BW 920/21		125 mm
	BW 920/22		250 mm



	BW 910/16F	□ 3/8" - ■ 1/2"
	BW 895/6	□ 1/2" - ◇ 5/16"
	BW 895/1	□ 1/4" - ◇ 1/4"
	BW 892/0	● 1/4" - ■ 1/4"
	BW 861PH	⊕ PH1-PH2
	BW 861PZ	⊕ PZ1-PZ2
	BW 861PE	○ 3-4-5-6 mm
	BW 861LP	● 0,6x4-0,8x5,5-1,2x6,5 mm
	BW 861TX	⊕ T10-T15-T20-T25-T27-T30
	BW 866LP	● 1,6x8-1,6x10-2,0x12 mm
	BW 866PH	⊕ PH3-PH4
	BW 866PZ	⊕ PZ3-PZ4
	BW 866PE	○ 7-8-10-12-14 mm
	BW 866TX	⊕ T40-T45-T50-T55-T60-T70
	BW 96	○ 1,3-1,5-2-2,5 mm

009036170

**1/4" 3/8" 1/2"**

## BW 903E/C170

Surtido de 74 vasos hexagonales,  
42 puntas, 30 vasos con punta,  
7 llaves allen acodadas y 17 accesorios,  
en maletín de plástico

~~354,00 €~~

**239,00 €**

**X  
170**



**1/4"**

	<b>BW 900</b>	○	4-4,5-5-5,5-6-7-8-9-10-11-12-13-14 mm
	<b>BW 900L</b>	○	4-5-6-7-8-9-10 mm
	<b>BW 900E/55</b>	⊗	126 mm
	<b>BW 900/25</b>		
	<b>BW 900/20</b>		50 mm
	<b>BW 900/20L</b>		100 mm
	<b>BW 900/30</b>		150 mm
	<b>BW 900/42</b>		115 mm
	<b>BW 900FTX</b>	⊗	E4-E5-E6-E7-E8
	<b>BW 900LP</b>	●	0,8x4-1,0x5,5-1,2x6,5-1,2x8 mm
	<b>BW 900PH</b>	⊕	PH0-PH1-PH2
	<b>BW 900PZ</b>	⊕	PZ0-PZ1-PZ2
	<b>BW 900ME</b>	○	3-4-5-6 mm
	<b>BW 900TX</b>	⊗	T08-T09-T10-T15-T20-T25-T27-T30
	<b>BW 900RTX</b>	⊗	T08-T09-T10-T15-T20-T25-T27-T30

**3/8"**

	<b>BW 910A</b>	○	10-11-12-13-14-15-16-17-18-19 mm
	<b>BW 910AL</b>	○	10-11-12-13-14-15 mm
	<b>BW 910FTX</b>	⊗	E10-E11-E12-E14-E16
	<b>BW 956E</b>	○	18 mm (11/16")
	<b>BW 910E/55</b>	⊗	200 mm
	<b>BW 910/25</b>		
	<b>BW 910/22</b>		150 mm

**1/2"**

	<b>BW 920A</b>	○	10-11-12-13-14-15-16-17-18-19-20-21-22-24-27-30-32 mm
	<b>BW 920AL</b>	○	16-17-18-19-22 mm
	<b>BW 920FTX</b>	⊗	E18-E20-E24
	<b>BW 956C</b>	○	16 mm (5/8") - 21 mm (13/16")
	<b>BW 920E/55</b>	⊗	264 mm
	<b>BW 920/25</b>		
	<b>BW 920/21</b>		125 mm
	<b>BW 920/22</b>		250 mm
	<b>BW 910/16F</b>	□ 3/8" - ■ 1/2"	

	<b>BW 96</b>	○	0,9-1,5-2-2,5-3-4-5 mm
	<b>BW 895/4</b>	□ 3/8" - ○ 5/16"	
	<b>BW 895/6</b>	□ 1/2" - ○ 5/16"	
	<b>BW 895/1</b>	○ 1/4" - □ 1/4"	
	<b>BW 892/0</b>	● 1/4" - ■ 1/4"	
	<b>BW 861RTX</b>	⊗	T9-T10-T15-T20-T25-T27-T30-T40
	<b>BW 861TX</b>	⊗	T6-T7-T8
	<b>BW 861RIBE</b>	⊗	7-8-9 mm
	<b>BW 861XZN</b>	○	5-6-8 mm
	<b>BW 866LP</b>	●	1,6x8-1,6x10-2,0x12 mm
	<b>BW 866PH</b>	⊕	PH3-PH4
	<b>BW 866PZ</b>	⊕	PZ3-PZ4
	<b>BW 866PE</b>	○	7-8-10-12-14 mm
	<b>BW 866TX</b>	⊗	T40-T45-T50-T55-T60-T70
	<b>BW 866RTX</b>	⊗	T40-T45-T50-T55-T60-T70

020466116



1/4" 1/2"

## BW 2046E/C116

Maleta porta-herramientas de plástico con surtido de 116 herramientas para el mantenimiento general

354,00 €

**239,00 €**

**X  
116**



**1/4"**

	<b>BW 900</b>	○	4-4,5-5-5,5-6-7-8-9-10-11-12-13-14 mm
	<b>BW 900L</b>	○	6-7-8-9-10-11-12-13 mm
	<b>BW 900E/55</b>	⊗	126 mm
	<b>BW 900/25</b>		
	<b>BW 900/20</b>		50 mm
	<b>BW 900/20L</b>		100 mm
	<b>BW 900/30</b>		150 mm
	<b>BW 900/42</b>		115 mm

**1/2"**

	<b>BW 920A</b>	○	10-11-12-13-14-15-16-17-18-19-20-21-22-24-27-30-32 mm
	<b>BW 920AL</b>	○	14-15-17-19-22 mm
	<b>BW 956C</b>	○	16 mm (5/8") - 21 mm (13/16")
	<b>BW 920E/55</b>	⊗	264 mm
	<b>BW 920/25</b>		
	<b>BW 920/21</b>		125 mm
	<b>BW 920/22</b>		250 mm
	<b>BW 910/16F</b>	□ 3/8" - ■ 1/2"	
	<b>BW 895/6</b>	□ 1/2" - ○ 5/16"	

	<b>BW 895/1</b>	□ 1/4" - ○ 1/4"
	<b>BW 892/0</b>	● 1/4" - ■ 1/4"
	<b>BW 861PH</b>	⊕ 10 PH1-PH2
	<b>BW 861PZ</b>	⊕ 10 PZ1-PZ2
	<b>BW 861PE</b>	○ 10 3-4-5-6 mm
	<b>BW 861LP</b>	● 10 0,6x4-0,8x5,5-1,2x6,5 mm
	<b>BW 861TX</b>	⊗ 10 T10-T15-T20-T25-T27-T30
	<b>BW 866LP</b>	● 10 1,6x8-1,6x10-2,0x12 mm
	<b>BW 866PH</b>	⊕ 10 PH3-PH4
	<b>BW 866PZ</b>	⊕ 10 PZ3- PZ4
	<b>BW 866PE</b>	○ 10 7-8-10-12-14 mm
	<b>BW 866TX</b>	⊗ 10 T40-T45-T50-T55-T60-T70
	<b>BW 42</b>	⊗ 7-8-9-10-11-12-13-14-15-16-17-18-19 mm
	<b>BW 96/SC9</b>	○ 1,5-2-2,5-3-4-5-6-8-10 mm



020476008



1/4" 1/2"

## BW 2047E/C108

Maleta porta-herramientas de plástico con surtido de 108 herramientas para el mantenimiento general

X  
108

442,00 €

**299,00 €**



1/4"

	BW 900	○	4-4,5-5-5,5-6-7-8-9-10-11-12-13-14 mm
	BW 900E/55	⊕	126 mm
	BW 900/25		
	BW 900/20		50 mm
	BW 900/20L		100 mm
	BW 900/30		150 mm
	BW 900/42		115 mm

### BW 860EA/31

	BW 861LP	0,5x3-0,6x4,5-0,8x5,5-1,0x5,5-1,2x6,5-1,6x8 mm
	BW 861PH	1-2-3
	BW 861PZ	1-2-3
	BW 861PE	2-3-4-5-6-8 mm
	BW 861TX	T8-T9-T10-T15-T20-T25-T27-T30-T40
	BW 861PQ	1-2-3 mm
	BW 862M1	○ 1/4 - ● 1/4



1/2"

	BW 920A	○	10-11-12-13-14-15-16-17-18-19-20-21-22-24-27-30-32 mm
	BW 956C	○	16 mm (5/8") - 21 mm (13/16")
	BW 920E/55	⊕	264 mm
	BW 920/25		
	BW 920/21		125 mm
	BW 920/22		250 mm
	BW 910/16F	□ 3/8" - ■ 1/2"	

	BW 895/1	□ 1/4" - ○ 1/4"
	BW 42	⊕ 7-8-9-10-11-12-13-14-15-16-17-18-19 mm
	BW 96/SC9	○ 1,5-2-2,5-3-4-5-6-8-10 mm
	BW 1048	250 mm
	BW 1082BM	160 mm
	BW 1150BM	180 mm
	BW 1166BM	160 mm
	1201E	● 3x75-4x100-5,5x125 6,5x150 mm
	1202E	⊕ PH1-PH2
	BW 1370	300 g

020546001



14"

X  
100

## BW 2054E-100

Maleta porta-herramientas con surtido de 100 herramientas para el mantenimiento general

• Termoformado de espuma incluido

442,00 €

**299,00 €**



	BW 42	6-7-8-9-10-11-12-13-14-15-16-17-19 mm
	BW 96BPC/SC9	1,5-2-2,5-3-4-5-6-8-10 mm
	BW 1048	250 mm
	BW 1082BM	160 mm
	BW 1150BM	180 mm
	BW 1166BM	160 mm
	1201E	3x75-5,5x100-6,5x150 mm
	1202E	PH0x60-PH1x80-PH2x100 mm
	BW 1253	3,5x100 mm
	BW 1370	300 g
	BW 1692/3	3 m
	1770A	9 mm
	BW 1770RL	x10
	BW 1778SCL	170 mm
	BW 1725CR	150 mm

### BW 860EA/31

	BW 861LP	0,5x3-0,6x4,5-0,8x5,5-1,0x5,5-1,2x6,5-1,6x8 mm
	BW 861PH	1-2-3
	BW 861PZ	1-2-3
	BW 861PE	2-3-4-5-6-8 mm
	BW 861TX	T8-T9-T10-T15-T20-T25-T27-T30-T40
	BW 861PQ	1-2-3 mm
	BW 882M1	○ 1/4 - ● 1/4



	BW 882P/80	○ 1/4 - ● 1/4
	BW 895/1	○ 1/4 - □ 1/4
	BW 900	4-4,5-5-5,5-6-7-8-9-10-11-12-13-14 mm
	BW 900/20	50 mm
	BW 900/20L	100 mm
	BW 900/25	
	BW 900/30	150 mm
	BW 900/42	115 mm
	BW 900/55	150 mm

020546002



14" 3/8"

## BW 2054E-128

Maleta porta-herramientas con surtido de 128 herramientas para el mantenimiento general

• Termoformado de espuma incluido

~~487,00 €~~

**329,00 €**



### BW 860EA/31

●	BW 861LP	0,5x3-0,6x4,5-0,8x5,5-1,0x5,5-1,2x6,5-1,6x8 mm
+	BW 861PH	1-2-3
+	BW 861PZ	1-2-3
○	BW 861PE	2-3-4-5-6-8 mm
⊕	BW 861TX	T8-T9-T10-T15-T20-T25-T27-T30-T40
○	BW 861PQ	1-2-3 mm
○	BW 882M1	○ 1/4 - ● 1/4



### BW 1256/C21-1

●	BW 1256LP	1,5-2-2,5 mm
+	BW 1256PH	PH0-PH1
+	BW 1256PZ	PZ0-PZ1
○	BW 1256PE	0,7-0,9-1,3-1,5-2-2,5-3 mm
⊕	BW 1256TX	T4-T5-T6-T7
⊕	BW 1256RTX	T8-T10-T15
4 mm		99 mm



**X**  
**128**

	BW 42	7-8-9-10-11-12-13-14-15-16-17-19 mm
	BW 96BPC/SC9	1,5-2-2,5-3-4-5-6-8-10 mm
	BW 1048	250 mm
	BW 1082BM	160 mm
	BW 1150BM	180 mm
	BW 1166BM	160 mm
	1201E	3x75-5,5x100-6,5x150 mm
	1202E	PH0x60-PH1x80-PH2x100 mm
	BW 1128BMX	150 mm
	BW 1370	300 g
	BW 1692/3	3 m
	1771	18 mm
	BW 1771RL	x10
	BW 1833S	105 mm (1 pila AA - no incluida)

1/4"

	BW 895/1	○ 1/4 - □ 1/4
	BW C900	○ 4-4,5-5-5,5-6-7-8-9-10-11-12-13 mm
	BW C900/20L	100 mm
	BW C900/25	
	BW C900/30	150 mm
	BW C900/42	115 mm
	BW C900/55	150 mm

3/8"

	BW C910A	○ 14-15-17-18-19-22-24 mm
	BW C910/22	150 mm
	BW C910/25	
	BW C910/55	200 mm
	BW C920/15F	□ 1/2" - ■ 3/8"

020566010



1/4" 1/2"

## BW 2056E

Maleta porta-herramientas con surtido de 163 herramientas para el mantenimiento general

- Panel de herramientas interno extraíble
- Termoformado de espuma incluido

X  
163



680,00 €

459,00 €

020566110



1/4" 1/2"

## BW 2056T/E

Trolley porta-herramientas con surtido de 163 herramientas para el mantenimiento general

- Mango telescópico ajustable
- Panel de herramientas interno extraíble
- Termoformado de espuma incluido

709,00 €

479,00 €

X  
163



163

# HERRAMIENTAS

	BW 42	⊗	8-9-10-11-12-13-14-15-16-17-18-19 mm		1202E	⊕	PH1x80-PH2x100 mm
	BW 96BPC/SC9	○	1,5-2-2,5-3-4-5-6-8-10 mm		1209E/PZ	⊕	PZ1x80-PZ2x100 mm
	BW 111		250 mm		BW 1128BMX		150 mm
	BW 1048		250 mm		BW 1253	●	3,5x100 mm
	BW 1082BM	⋈	160 mm		BW 1370	➤	300 g
	BW 1150BM	≡	180 mm		BW 1692/5		5 m
	BW 1166BM	●	160 mm		BW 1725CR		150 mm
	1201E	●	2,5x50-3x75-4x125-5,5x150-6,5x150-8x150 mm		1771		18 mm

1/4"

	BW 895/1	○	1/4 - □ 1/4
	BW 900	○	4-4,5-5-5,5-6-7-8-9-10-11-12-13-14 mm
	BW 900/20		50 mm
	BW 900/20L		100 mm
	BW 900/25		
	BW 900/30		150 mm
	BW 900/42		115 mm
	BW 900/55	⊕	150 mm

1/2"

	BW 920A	○	10-11-12-13-14-15-16-17-18-19-21-22-24 mm
	BW 920/21		125 mm
	BW 920/22		250 mm
	BW 910/16F	□ 3/8" - ■ 1/2"	
	BW 920/25		
	BW 920/55	⊕	260 mm

### BW 861/C61

●		BW 861LP	0,5x3(2)-0,5x4(2)-0,6x4,5(2)-0,8x5(2)-1,0x5,5(2)-1,0x6(2)-1,6x8(2) mm
⊕		BW 861PH	PH0(2)-PH1(7)-PH2(7)-PH3(2)
⊕		BW 861PZ	PZ0(2)-PZ1(3)-PZ2(3)-PZ3(2)
○		BW 861PE	1,5-2-2,5-3-4-4,5-5-5,5-6-8 mm
⊕		BW 861TX	T9-T10-T15-T20-T25 T27-T30-T40
		BW 882M1	○ 1/4 - ● 1/4



### BW 1256/C21-1

●		BW 1256LP	1,5-2-2,5 mm
⊕		BW 1256PH	PH0-PH1
⊕		BW 1256PZ	PZ0-PZ1
○		BW 1256PE	0,7-0,9-1,3-1,5-2-2,5-3 mm
⊕		BW 1256TX	T4-T5-T6-T7
⊕		BW 1256RTX	T8-T10-T15
4 mm			99 mm



020566022



X  
147

## BW 2056E 12V/19P

Maleta porta-herramientas con surtido de 146 herramientas para el mantenimiento general y taladro atornillador 12 V

- Panel de herramientas interno extraíble
- Termoformado de espuma incluido

### Taladro atornillador 12 V:

- Par 30 Nm
- Portabrocas automático de 0,8-10 mm
- 0-1.300 rpm
- 2 Baterías de 2 Ah
- Cargador rápido de 50 min



**NOVEDAD**

~~700,00 €~~

**459,00 €**

	BW 42		8-9-10-11-12-13-14-15-16-17-18-19 mm
	BW 96BPC/SC9		1,5-2-2,5-3-4-5-6-8-10 mm
	BW 111		250 mm
	BW 1048		250 mm
	BW 1082BM		160 mm
	BW 1150BM		180 mm
	BW 1166BM		160 mm
	1201E		2,5x50-3x75-4x125-5,5x150-6,5x150-8x150 mm
	1202E		PH1x80-PH2x100 mm
	1209E/PZ		PZ1x80-PZ2x100 mm
	BW 1128BMX		150 mm
	BW 1253		3,5x100 mm
	BW 1370		300 g
	BW 1692/5		5 m
	BW 1725CR		150 mm
	1771		18 mm
	BW 1696		300 mm

	1972/12V-10	
	1994BL 12V-2AH	
	1994CB 12V	
	410/SEL19	Ø 1±10 mm x 0,5 mm

**1/4"**

	BW 895/1		□ 1/4 - □ 1/4
	BW 900		4-4,5-5-5,5-6-7-8-9-10-11-12-13-14 mm
	BW 900/20		50 mm
	BW 900/20L		100 mm
	BW 900/25		
	BW 900/30		150 mm
	BW 900/42		115 mm
	BW 900/55		150 mm

### BW 861/C61

	BW 861LP	0,5x3(2)-0,5x4(2)-0,6x4,5(2)-0,8x5(2)-1,0x5,5(2)-1,0x6(2)-1,6x8(2) mm
	BW 861PH	PH0(2)-PH1(7)-PH2(7)-PH3(2)
	BW 861PZ	PZ0(2)-PZ1(3)-PZ2(3)-PZ3(2)
	BW 861PE	1,5-2-2,5-3-4-4,5-5-5,5-6-8 mm
	BW 861TX	T9-T10-T15-T20-T25 T27-T30-T40
	BW 882M1	□ 1/4 - ● 1/4



021206911



## BW 2120L-E/T91

Caja de herramientas de chapa con surtido de 91 herramientas para el mantenimiento general

- Termoformados rígidos incluidos

X  
91

517,00 €

349,00 €



BW 42	⦿	8-9-10-11-12-13-14-15-16-17-19 mm	20
BW 96/SC9	○	1,5-2-2,5-3-4-5-6-8-10 mm	



1201E	●	2,5x50-3x75-4x100-5,5x125-6,5x150 mm	6
1201EN	●	4x30 mm	



BW 860EA/31	⦿ ● ● ● ● ● ● ● ●		37
BW 895/1	○ 1/4 - □ 1/4		
BW 900/30	150 mm		
1202E	⊕	PH0x60-PH1x80-PH2x100 mm	
1202EN	⊕	PH1x30 mm	



BW 1082BM	⌒	160 mm	3
BW 1150BM	≡	180 mm	
BW 1166BM	●	160 mm	

12"



BW 920A	○	10-11-12-13-14-15-16-17-18-19-20-21-22-23-24-27-30-32 mm	20
BW 920/55	⊗	250 mm	
BW 920/25			



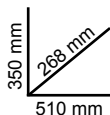
BW 920/21	○	125 mm	5
BW 920/22		250 mm	
BW 910/16F	□ 3/8" - ■ 1/2"		
BW 1048		250 mm	
1771		18 mm	

022006130

## BW C22E

### Caja de herramientas con 3 cajones

- 3 cajones de 435x210x50 mm, montados sobre guías telescópicas de rodamientos
- Compartimento superior de 505x256x60 mm
- Cerradura centralizada frontal
- Asa en la tapa
- Tiradores laterales retráctiles para facilitar el transporte



20 kg



170,00 €

**115,00 €**

n°	h	max
3	50 mm	5 kg

022006201

## BW 2200E

### Caja de herramientas con 3 cajones con surtido de 159 herramientas

- Termoformados de espuma incluidos



576,00 €

**389,00 €**

14"

12"



115

- |               |                 |            |                                       |
|---------------|-----------------|------------|---------------------------------------|
| BW 861/C61    | ⊕ ⊖ ⊕ ⊖ ⊕ ⊖ ⊕ ⊖ | BW 900     | ⊕ 4-4-5-5-5-6-7-8-9-10-11-12-13-14 mm |
| BW 1256/C21-1 | ⊕ 4 mm          | BW 900/20  | ⊕ 50 mm                               |
| BW 900/55     | ⊕ 150 mm        | BW 900/20L | ⊕ 100 mm                              |
| BW 920/55     | ⊕ 260 mm        | BW 920/25  | ⊕                                     |
| BW 900/25     | ⊕               | BW 920/22  | ⊕ 250 mm                              |
| BW 900/42     | ⊕ 115 mm        | BW 910/16F | ⊕ 3/8" - ⊕ 1/2"                       |
| BW 895/1      | ⊕               | BW 920A    | ⊕ ⊕ 13-14-15-16-17-18-19-21-22 mm     |



22

- |           |                                |           |          |
|-----------|--------------------------------|-----------|----------|
| BW 42     | ⊕ 8-10-11-12-13-14-15-17-19 mm | BW 1150BM | ⊕ 180 mm |
| BW 1082BM | ⊕ 160 mm                       | BW 1770A  | ⊕ 9 mm   |
|           |                                | BW 1770RL | ⊕ x10    |



18

- |              |                                |         |                      |
|--------------|--------------------------------|---------|----------------------|
| BW 96BPC/SC9 | ⊕ 1,5-2-2,5-3-4-5-6-8-10 mm    | 1202E   | ⊕ PH1x80- PH2x100 mm |
| 1201E        | ⊕ 2,5x50-3x75-4x100-5,5x125 mm | 1202EN  | ⊕ PH1x30 mm          |
| 1201EN       | ⊕ 4x30 mm                      | BW 1253 | ⊕ 3,5x100 mm         |

X  
**159**

	BW 1048	250 mm
	BW 1128BMX	150 mm
	BW 1370	300 g
	BW 1692	5 m

043006003

## BW C43

### Trolley porta-herramientas de 3 módulos

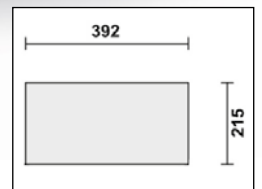
- Estructura en chapa y material plástico
- 3 módulos separables:
  - 1 cesta superior (altura 222 mm)
  - 1 módulo central (altura 168 mm), con 2 cajones (altura 60 mm)
  - 1 módulo inferior (altura 332 mm), con puerta basculante (altura 280 mm), con ruedas
- Ruedas de  $\varnothing$  128 mm
- Mango telescópico ajustable en 4 posiciones
- Sistema de desenganche de los módulos con acceso fácil a todos los compartimentos de herramientas
- Cesta superior con bandeja porta-objetos interno extraíble y 2 porta-piezas pequeñas integrados en la tapa

~~294,00 €~~

**199,00 €**



827 mm  
323 mm  
526 mm



## 3 módulos apilables





043006201 








































# BW 4300E

Trolley porta-herramientas con surtido de 212 herramientas para el mantenimiento general







842,00 €  
**569,00 €**

**X  
212**










	BW 42		7-8-9-10-11-12-13-14-15-16-17-18-19-22 mm
	BW 96BPC/SC9		1,5-2-2,5-3-4-5-6-8-10 mm
	BW 111		200 mm
	BW 1048		250 mm
	BW 1052		240 mm
	BW 1082BM		160 mm
	BW 1150BM		180 mm
	BW 1166BM		160 mm
	1201E		2,5x50-3x75-4x100-5,5x150-6,5x150 mm
	1201EN		4x30 mm
	1202E		PH0x60-PH1x80-PH2x100 mm
	1202EN		PH1x30 mm
	BW 1128BMX		150 mm
	BW 1253		3,5x100 mm
	BW 1370		300 g
	BW 1390		Ø 35 mm
	BW 1692		3 m
	BW 1696		300 mm
	1771		18 mm
	BW 1771RL		x10
	BW 1725CR		150 mm
	BW 1098		220 mm
	BW 1719BMA...P		200 mm
	BW 1719BMA...M		200 mm
	BW 1719BMA...R		200 mm
	BW 1833S		105 mm (1 pila AA - no incluida)

## BW 861/C61

	BW 861LP	0,5x3(2)-0,5x4(2)-0,6x4,5(2)-0,8x5(2)-1,0x5,5(2)-1,0x6(2)-1,6x8(2) mm
	BW 861PH	PH0(2)-PH1(7)-PH2(7)-PH3(2)
	BW 861PZ	PZ0(2)-PZ1(3)-PZ2(3)-PZ3(2)
	BW 861PE	1,5-2-2,5-3-4-4,5-5-5,5-6-8 mm
	BW 861TX	T9-T10-T15-T20-T25 T27-T30-T40
	BW 882M1	○ 1/4 - ● 1/4











## BW 1256/C21-1

	BW 1256LP	1,5-2-2,5 mm
	BW 1256PH	PH0-PH1
	BW 1256PZ	PZ0-PZ1
	BW 1256PE	0,7-0,9-1,3-1,5-2-2,5-3 mm
	BW 1256TX	T4-T5-T6-T7
	BW 1256RTX	T8-T10-T15
	4 mm	99 mm












## BW 903E/C42

	BW 900		4-4,5-5-5,5-6-7-8-9-10-11-12-13-14 mm
	BW 900E/55		126 mm
	BW 900/25		
	BW 900/20		50 mm
	BW 900/20L		100 mm
	BW 900/42		115 mm
	BW 900/30		150 mm
	BW 96		1,3-1,5-2-2,5 mm
	BW 895/1		○ 1/4 - □ 1/4
	BW 861LP		0,6x4-0,8x5,5-1,2x6,5 mm
	BW 861PH		PH1-PH2-PH3
	BW 861PZ		PZ1-PZ2-PZ3
	BW 861PE		3-4-5-6 mm
	BW 861TX		T10-T15-T20-T25-T30



## BW 923E/C25

	BW 920A		8-9-10-11-12-13-14-15-16-17-18-19-20-21-22-23-24-27-30-32 mm
	BW 920E/55		264 mm
	BW 920/25		
	BW 920/21		125 mm
	BW 920/22		250 mm
	BW 910/16F		□ 3/8" - ■ 1/2"

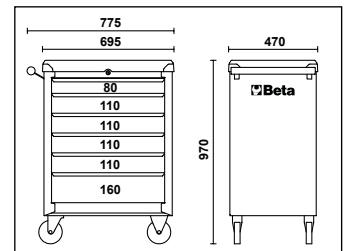
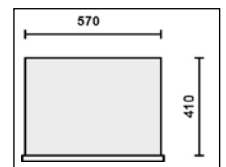


024002033

## C04BOX-A

### Cajonera móvil con 6 cajones

- Encimera de ABS con 6 bandejas porta-piezas pequeñas
- 6 cajones de 570x410 mm, montados sobre guías telescópicas de rodamientos:
  - 1 cajón, altura 80 mm
  - 4 cajones, altura 110 mm
  - 1 cajón, altura 160 mm
- El fondo de los cajones está protegido por tapetes de goma expandida
- 4 ruedas de Ø 125 mm: 2 fijas y 2 giratorias (2 con freno)
- Cerradura de seguridad centralizada frontal



n°	h	max
1	80 mm	20 kg
4	110 mm	20 kg
1	160 mm	25 kg

653,00 €  
**425,00 €**

024006203

## BW C04BOX-A VUES

Cajonera móvil con 6 cajones con surtido de 196 herramientas para el mantenimiento general, en termoformados de espuma

1.260,00 €

**795,00 €**



**X**  
**196**



36

BW 42 6-7-8-9-10-11-12-13-14-15-16-17-19-21-22-24 mm  
 BW 96BPC/SC9 1,5-2-2,5-3-4-5-6-8-10 mm  
 BW 1719BMA8/P 200 mm  
 BW 1719BMA8/M 200 mm  
 BW 1719BMA8/R 200 mm

BW 1128BMX 1201E  
 1201EN  
 1202E  
 1202EN


150 mm  
 3,5x100-5,5x150-6,5x150 mm  
 4x30 mm  
 PH1x80-PH2x100 mm  
 PH1x30 mm



23

BW 31 Ø 2-3-4-5-6 mm  
 1771 18 mm  
 BW 1048 250 mm  
 BW 1082BM 160 mm  
 BW 1150BM 180 mm

BW 1166BM 160 mm  
 BW 1692/3 3 m  
 BW 1377 450 g  
 BW 1390 Ø 35 mm  
 BW 1771RL x10



1/4"

BW 900 4-4,5-5-5,5-6-7-8-9-10-11-12-13-14 mm  
 BW 900L 6-7-8-9-10-11-12-13 mm  
 BW 895/1 1/4 - 1/4  
 BW 900/20 50 mm  
 BW 900/20L 100 mm  
 BW 900/25 150 mm  
 BW 900/30 115 mm  
 BW 900/42 150 mm  
 BW 900/55 1/4 - 1/4

### BW 861/C61

BW 861LP	0,5x3(2)-0,5x4(2)-0,6x4,5(2)-0,8x5(2)-1,0x5,5(2)-1,0x6(2)-1,6x8(2) mm
BW 861PH	PH0(2)-PH1(7)-PH2(7)-PH3(2)
BW 861PZ	PZ0(2)-PZ1(3)-PZ2(3)-PZ3(2)
BW 861PE	1,5-2-2,5-3-4-4,5-5-5,5-6-8 mm
BW 861TX	T9-T10-T15-T20-T25 T27-T30-T40
BW 882M1	1/4 - 1/4

1/2"

BW 920A 12-13-14-15-16-17-18-19-20-21-22-24-27-30-32 mm  
 14-15-17-19 mm  
 BW 920AL 125 mm  
 BW 920/21 250 mm  
 BW 920/22 250 mm  
 BW 910/16F 3/8" - 1/2"  
 BW 920/25 260 mm  
 BW 920/55 260 mm  
 BW 956C 16-20,8 mm

### BW 1256/C21-1

BW 1256LP	1,5-2-2,5 mm
BW 1256PH	PH0-PH1
BW 1256PZ	PZ0-PZ1
BW 1256PE	0,7-0,9-1,3-1,5-2-2,5-3 mm
BW 1256TX	T4-T5-T6-T7
BW 1256RTX	T8-T10-T15
4 mm	99 mm

137

024006171

## BW C24EH/7

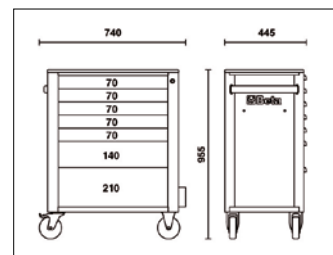

761,00 €

495,00 €

700 kg

### Cajonera móvil con 7 cajones

- Encimera en ABS de alta resistencia con 3 bandejas porta-piezas pequeñas
- 7 cajones de 588x367 mm, montados sobre guías telescópicas de rodamientos:
  - 5 cajones, altura 70 mm
  - 1 cajón, altura 140 mm
  - 1 cajón, altura 210 mm
- 4 ruedas de Ø 125 mm: 2 fijas y 2 giratorias (2 con freno)
- Cerradura de seguridad centralizada frontal
- Capacidad de carga estática: 700 kg



n°	h	max
5	70 mm	25 kg
1	140 mm	30 kg
1	210 mm	30 kg

024006030

## BW 2400EH/BI2

Cajonera móvil con 7 cajones con surtido de 240 herramientas para el mantenimiento general, en termoformados de espuma

1.580,00 €

995,00 €



X  
240



- 1201E**  
 ● 2,5x50-3x75-4x100-5,5x125-6,5x150-8x200 mm  
**1201EN**  
 ● 4x30 mm  
**1202E**  
 ● PH0x60-PH1x80-PH2x100-PH3x150 mm  
**1202EN**  
 ● PH1x30 mm  
**1207E/TX**  
 ○ T6-T7-T8-T9-T10-T15-T20-T25-T27-T30-T40  
**BW 96BPC/SC9**  
 ○ 1,5-2-2,5-3-4-5-6-8-10 mm



- BW 42**  
 ● 6-7-8-9-10-11-12-13-14-15-16-17-18-19-20-21-22-23-24 mm  
**BW 55**  
 ● 6x7-8x9-10x11-12x13-14x15-16x17-18x19-20x22 mm  
**BW 90**  
 ● 6x7-8x9-10x11-12x13-14x15-16x17-18x19-20x22 mm  
**BW 111**  
 250 mm



- BW 32** Ø 4 mm  
**BW 34** 150 mm  
**BW 36** 150 mm  
**1032** ○ 19+60 mm  
**1034** ○ 19+60 mm  
**1036** ● 19+60 mm  
**1038** ● 19+60 mm  
**BW 1048** 250 mm  
**BW 1082BM** 160 mm  
**BW 1150BM** 180 mm  
**BW 1166BM** ● 200 mm  
**BW 1370** 500 g  
**BW 1390** Ø 35 mm



- 14"** **BW 900** ○ 4-4,5-5-5,5-6-7-8-9-10-11-12-13-14 mm  
**BW 900L** ○ 4,5-5-5,5-6-7-8-9-10-11-12-13-14 mm  
**BW 900ME** ○ 3-4-5-6-7-8 mm  
**BW 900TX** ○ T6-T7-T8-T9-T10-T15-T20-T25  
**BW 895/1** ○ 1/4 - □ 1/4  
**BW 900/20** 50 mm **BW 900/20L** 100 mm  
**BW 900/25** **BW 900/30** 150 mm  
**BW 900/42** 115 mm **BW 900/55** ● 150 mm
- 12"** **BW 920A** ○ 8-9-10-11-12-13-14-15-16-17-18-19-20-21-22-23-24-27-30-32 mm  
**BW 920AL** ○ 10-12-13-14-15-16-17-18-19-21-22 mm  
**BW 920PE** ○ 5-6-7-8-9-10-12-14 mm  
**BW 920TX** ○ T27-T30-T40-T45-T50-T55-T60  
**BW 920/21** 125 mm  
**BW 920/22** 250 mm  
**BW 910/16F** □ 3/8" - ■ 1/2"  
**BW 920/25**  
**BW 920/55** ● 260 mm

### BW 861/C61

●	BW 861LP	0,5x3(2)-0,5x4(2)-0,6x4,5(2)-0,8x5(2)-1,0x5,5(2)-1,0x6(2)-1,6x8(2) mm
+	BW 861PH	PH0(2)-PH1(7)-PH2(7)-PH3(2)
+	BW 861PZ	P20(2)-P21(3)-P22(3)-P23(2)
○	BW 861PE	1,5-2-2,5-3-4-4,5-5-5,5-6-8 mm
○	BW 861TX	T9-T10-T15-T20-T25 T27-T30-T40
○	BW 882M1	○ 1/4 - ● 1/4





## BW 2400S 7/E-S

Cajonera móvil con 7 cajones con surtido de 240 herramientas, en termoformados de espuma

- Encimera de termoplástico
- 7 cajones de 588x367 mm, montados sobre guías telescópicas de rodamientos:
  - 5 cajones, altura 70 mm
  - 1 cajón, altura 140 mm
  - 1 cajón, altura 210 mm
- El fondo de los cajones está protegido por tapetes de goma expandida
- 4 ruedas de Ø 125 mm: 2 fijas y 2 giratorias (1 con freno)
- Cerradura de seguridad centralizada frontal
- Porta-frascos lateral integrado
- Capacidad de carga estática: 800 kg

X  
240

800 kg



ESTE CARRO SOLO ESTÁ A LA VENTA JUNTO CON EL SURTIDO; NO SE VENDE EL CARRO SUELTO

1.895,00 €

1.195,00 €



024006221

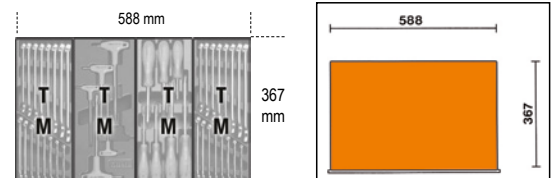


024006222



024006223

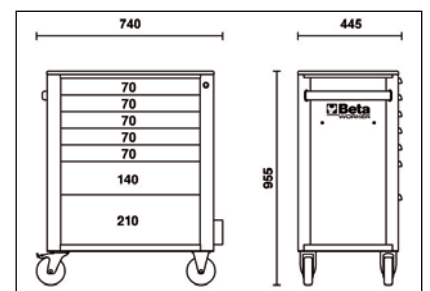
n°	h	max
5	70 mm	25 kg
1	140 mm	30 kg
1	210 mm	30 kg



Tirador de nailon de alta resistencia



Ruedas con núcleo de metal para mayor robustez





- 1201E    ⌀ 2,5x50-3x75-4x100-5,5x125-6,5x150-8x200 mm
- 1201EN    ⌀ 4x30 mm
- 1202E    ⚙ PH0x60-PH1x80-PH2x100-PH3x150 mm
- 1202EN    ⚙ PH1x30 mm
- 1207E/TX    ⚙ T6-T7-T8-T9-T10-T15-T20-T25-T27-T30-T40
- BW 96BPC/SC9    ⚙ 1,5-2-2,5-3-4-5-6-8-10 mm



- BW 42    ⚙ 6-7-8-9-10-11-12-13-14-15-16-17-18-19-20-21-22-23-24 mm
- BW 55    ⚙ 6x7-8x9-10x11-12x13-14x15-16x17-18x19-20x22 mm
- BW 90    ⚙ 6x7-8x9-10x11-12x13-14x15-16x17-18x19-20x22 mm
- BW 111    250 mm



- BW 32    ⌀ 4 mm
- BW 34    150 mm
- BW 36    150 mm
- 1032    ⚙ 19+60 mm
- 1034    ⚙ 19+60 mm
- 1036    ⚙ 19+60 mm
- 1038    ⚙ 19+60 mm
- BW 1048    250 mm
- BW 1082BM    ⚔ 160 mm
- BW 1150BM    ⚔ 180 mm
- BW 1166BM    ⚔ 200 mm
- BW 1370    ⚔ 500 g
- BW 1390    ⌀ 35 mm



- 1/4"** BW 900    ⚙ 4-4,5-5-5,5-6-7-8-9-10-11-12-13-14 mm
- BW 900L    ⚙ 4-4,5-5-5,5-6-7-8-9-10-11-12-13-14 mm
- BW 900ME    ⚙ 3-4-5-6-7-8 mm
- BW 900TX    ⚙ T6-T7-T8-T9-T10-T15-T20-T25
- BW 895/1    ⚙ 1/4 - □ 1/4
- BW 900/20    50 mm
- BW 900/20L    100 mm
- BW 900/25    150 mm
- BW 900/30    150 mm
- BW 900/42    115 mm
- BW 900/55    ⚙ 150 mm

- 1/2"** BW 920A    ⚙ 8-9-10-11-12-13-14-15-16-17-18-19-20-21-22-23-24-27-30-32 mm
- BW 920AL    ⚙ 10-12-13-14-15-16-17-18-19-21-22 mm
- BW 920PE    ⚙ 5-6-7-8-9-10-12-14 mm
- BW 920TX    ⚙ T27-T30-T40-T45-T50-T55-T60
- BW 920/21    125 mm
- BW 920/22    250 mm
- BW 910/16F    □ 3/8" - ■ 1/2"
- BW 920/25    250 mm
- BW 920/55    ⚙ 260 mm

**BW 861/C61** ⚙

⚙	BW 861LP	0,5x3(2)-0,5x4(2)-0,6x4,5(2)-0,8x5(2)-1,0x5,5(2)-1,0x6(2)-1,6x8(2) mm
⚙	BW 861PH	PH0(2)-PH1(7)-PH2(7)-PH3(2)
⚙	BW 861PZ	PZ0(2)-PZ1(3)-PZ2(3)-PZ3(2)
⚙	BW 861PE	1,5-2-2,5-3-4-4,5-5-5,5-6-8 mm
⚙	BW 861TX	T9-T10-T15-T20-T25 T27-T30-T40
⚙	BW 882M1	⚙ 1/4 - ● 1/4





## BW 2400S 7/E-M

Cajonera móvil con 7 cajones con surtido de 309 herramientas, en termoformados de espuma

- Encimera de termoplástico
- 7 cajones de 588x367 mm, montados sobre guías telescópicas de rodamientos:
  - 5 cajones, altura 70 mm
  - 1 cajón, altura 140 mm
  - 1 cajón, altura 210 mm
- El fondo de los cajones está protegido por tapetes de goma expandida
- 4 ruedas de Ø 125 mm: 2 fijas y 2 giratorias (1 con freno)
- Cerradura de seguridad centralizada frontal
- Porta-frascos lateral integrado
- Capacidad de carga estática: 800 kg

X  
309

800 kg



ESTE CARRO SOLO ESTÁ A LA VENTA JUNTO CON EL SURTIDO; NO SE VENDE EL CARRO SUELTO

2.125,00 €

1.345,00 €




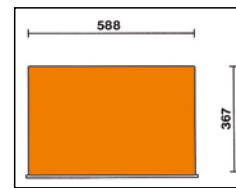
024006224



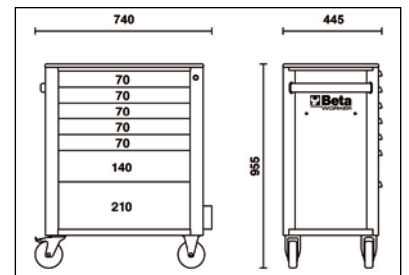
024006225



024006226



n°	h	max
5	70 mm	25 kg
1	140 mm	30 kg
1	210 mm	30 kg



Tirador de nailon de alta resistencia



Ruedas con núcleo de metal para mayor robustez



**73**

**BW 32** Ø 4 mm  
**BW 34** 150 mm  
**BW 36** 150 mm  
**1032** ○ 19+60 mm  
**1034** ○ 19+60 mm  
**1036** ● 19+60 mm  
**1038** ● 19+60 mm

**BW 1048** 250 mm  
**BW 1082BM** < 160 mm  
**BW 1150BM** = 180 mm  
**BW 1166BM** ● 200 mm  
**BW 1370** = 500 g  
**BW 1390** Ø 35 mm

**37**

**BW 42** ○ 6-7-8-9-10-11-12-13-14-15-16-17-18-19-20-21-22-23-24-27-30-32 mm  
**BW 96BPC/SC9** ○ 1,5-2-2,5-3-4-5-6-8-10 mm

**159**

**14"** **BW 900** ○ 4-4,5-5-5,5-6-7-8-9-10-11-12-13-14 mm  
**BW 900L** ○ 4-4,5-5-5,5-6-7-8-9-10-11-12-13-14 mm  
**BW 900ME** ○ 3-4-5-6-7-8 mm  
**BW 900TX** ○ T6-T7-T8-T9-T10-T15-T20-T25  
**BW 895/1** ○ 1/4 - □ 1/4  
**BW 900/20** 50 mm  
**BW 900/20L** 100 mm  
**BW 900/25**  
**BW 900/30** 150 mm  
**BW 900/42** 115 mm  
**BW 900/55** ● 150 mm

**12"** **BW 920A** ○ 8-9-10-11-12-13-14-15-16-17-18-19-20-21-22-23-24-27-30-32 mm  
**BW 920AL** ○ 10-12-13-14-15-16-17-18-19-21-22 mm  
**BW 920PE** ○ 5-6-7-8-9-10-12-14 mm  
**BW 920TX** ○ T27-T30-T40-T45-T50-T55-T60  
**BW 920/21** 125 mm  
**BW 920/22** 250 mm  
**BW 910/16F** □ 3/8" - ■ 1/2"  
**BW 920/25**  
**BW 920/55** ● 260 mm

**BW 861/C61** ⚡

⚡	BW 861LP	0,5x3(2)-0,5x4(2)-0,6x4,5(2)-0,8x5(2)-1,0x5,5(2)-1,0x6(2)-1,6x8(2) mm
⚡	BW 861PH	PH0(2)-PH1(7)-PH2(7)-PH3(2)
⚡	BW 861PZ	PZ0(2)-PZ1(3)-PZ2(3)-PZ3(2)
⚡	BW 861PE	1,5-2-2,5-3-4-4,5-5-5,5-6-8 mm
⚡	BW 861TX	T9-T10-T15-T20-T25 T27-T30-T40
⚡	BW 882M1	○ 1/4 - ● 1/4



**60**

**38"** **BW 55** ○ 6x7-8x9-10x11-12x13-14x15-16x17-18x19-20x22 mm  
**BW 90** ○ 6x7-8x9-10x11-12x13-14x15-16x17-18x19-20x22 mm  
**BW 910A** ○ 6-7-8-9-10-11-12-13-14-15-16-17-18-19-20-21-22 mm  
**BW 910AL** ○ 8-10-11-12-13-14-17-19 mm  
**BW 910PE** ○ 4-5-6-7-8-9-10 mm  
**BW 910TX** ○ T15-T20-T25-T27-T30-T40-T45  
**BW 910/21** 125 mm  
**BW 910/22** 150 mm  
**BW 910/25**  
**BW 910/55** ● 205 mm  
**BW 920/15F** □ 1/2" - ■ 3/8"

**46**

**1201E** ● 2,5x50-3x75-4x100-5,5x125-6,5x150-8x200 mm  
**1202E** ● PH0x60-PH1x80-PH2x100-PH3x150 mm  
**1201EN** ● 4x30 mm  
**1202EN** ● PH1x30 mm  
**1207E/TX** ○ T6-T7-T8-T9-T10-T15-T20-T25-T27-T30-T40-T45

**BW 1256/C21-1** ⚡

⚡	BW 1256LP	1,5-2-2,5 mm
⚡	BW 1256PH	PH0-PH1
⚡	BW 1256PZ	PZ0-PZ1
⚡	BW 1256PE	0,7-0,9-1,3-1,5-2-2,5-3 mm
⚡	BW 1256TX	T4-T5-T6-T7
⚡	BW 1256RTX	T8-T10-T15
4 mm		99 mm





## BW 2400S 8/E-L

Cajonera móvil con 8 cajones con surtido de 398 herramientas, en termoformados de espuma

- Encimera de termoplástico
- 8 cajones de 588x367 mm, montados sobre guías telescópicas de rodamientos:
  - 7 cajones, altura 70 mm
  - 1 cajón, altura 210 mm
- El fondo de los cajones está protegido por tapetes de goma expandida
- 4 ruedas de Ø 125 mm: 2 fijas y 2 giratorias (1 con freno)
- Cerradura de seguridad centralizada frontal
- Porta-frascos lateral integrado
- Capacidad de carga estática: 800 kg

800 kg



ESTE CARRO SOLO ESTÁ A LA VENTA JUNTO CON EL SURTIDO; NO SE VENDE EL CARRO SUELTO

2.650,00 €

**1.695,00 €**



024006241



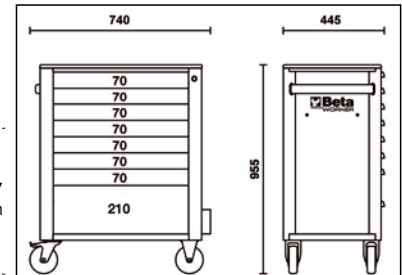

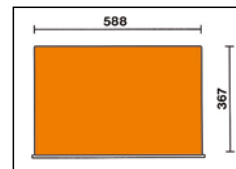
024006242



024006243



n°	h	max
7	70 mm	25 kg
1	210 mm	30 kg



**31**

BW 42 6-7-8-9-10-11-12-13-14-15-16-17-18-19-20-21-22-23-24-27-30-32 mm  
 BW 96BPC/SC9 1,5-2-2,5-3-4-5-6-8-10 mm



**25**

1201E 2,5x50-3x75-4x100-5,5x125-6,5x150-8x200 mm  
 1201EN 4x30 mm  
 1202E PH0x60-PH1x80-PH2x100-PH3x150 mm  
 1202EN PH1x30 mm  
 1207E/TX T6-T7-T8-T9-T10-T15-T20-T25-T27-T30-T40-T45  
 BW 1253 0,5x100 mm



196



- 1/4"** BW 900 ○ 4-4,5-5-5,5-6-7-8-9-10-11-12-13-14 mm  
 BW 900L ○ 4-4,5-5-5,5-6-7-8-9-10-11-12-13-14 mm  
 BW 900FTX ○ E4-E5-E6-E7-E8-E10  
 BW 900ME ○ 3-4-5-6-7-8 mm  
 BW 900TX ○ T6-T7-T8-T9-T10-T15-T20-T25  
 BW 900LP ● 0,8x4-1x5,5-1,2x6,5-1,2x8 mm  
 BW 900PH ● PH0-PH1-PH2-PH3  
 BW 895/1 ○ 1/4" - □ 1/4"  
 BW 900/20 50 mm  
 BW 900/20L 100 mm  
 BW 900/25 150 mm  
 BW 900/30 115 mm  
 BW 900/42 150 mm  
 BW 900/55 ● 150 mm

- 3/8"** BW 910A ○ 6-7-8-9-10-11-12-13-14-15-16-17-18-19-20-21-22-24 mm  
 BW 910AL ○ 8-10-11-12-13-14-17-19 mm  
 BW 910FTX ○ E6-E7-E8-E10-E11-E12-14  
 BW 910PE ○ 4-5-6-7-8-9-10 mm  
 BW 910TX ○ T15-T20-T25-T27-T30-40-T45  
 BW 910/21 125 mm  
 BW 910/22 150 mm  
 BW 910/25 ● 205 mm  
 BW 910/55 ○ 1/2" - ■ 3/8"  
 BW 920/15F □ 1/2" - ■ 3/8"

**BW 861/C61**

●	BW 861LP	0,5x3(2)-0,5x4(2)-0,6x4,5(2)-0,8x5(2)-1,0x5,5(2)-1,0x6(2)-1,6x8(2) mm
+	BW 861PH	PH0(2)-PH1(7)-PH2(7)-PH3(2)
+	BW 861PZ	PZ0(2)-PZ1(3)-PZ2(3)-PZ3(2)
○	BW 861PE	1,5-2-2,5-3-4-4,5-5-5,5-6-8 mm
○	BW 861TX	T9-T10-T15-T20-T25 T27-T30-T40
○	BW 882M1	○ 1/4 - ● 1/4

**BW 1256/C21-1**

●	BW 1256LP	1,5-2-2,5 mm
+	BW 1256PH	PH0-PH1
+	BW 1256PZ	PZ0-PZ1
○	BW 1256PE	0,7-0,9-1,3-1,5-2-2,5-3 mm
○	BW 1256TX	T4-T5-T6-T7
○	BW 1256RTX	T8-T10-T15
4 mm		99 mm

78



- 1/2"** BW 920A ○ 8-9-10-11-12-13-14-15-16-17-18-19-20-21-22-23-24-27-30-32 mm  
 BW 920AL ○ 10-12-13-14-15-16-17-18-19-21-22-24-27-30-32 mm  
 BW 920FTX ○ E10-E12-E14-E16-E18-E20-E22-E24  
 BW 920PE ○ 5-6-7-8-9-10-12-14 mm  
 BW 920PE-L ○ 5-6-7-8-9-10-12-14 mm  
 BW 920TX ○ T27-T30-T40-T45-T50-T55-T60  
 BW 920TX-L ○ T30-T40-T45-T50-T55-T60-T70  
 BW 920/21 125 mm  
 BW 920/22 250 mm  
 BW 910/16F □ 3/8" - ■ 1/2"  
 BW 920/25  
 BW 920/55 ● 260 mm

30



- BW 55 ● 6x7-8x9-10x11-12x13-14x15-16x17-18x19-20x22-21x23-24x27-30x32 mm  
 BW 90 ● 6x7-8x9-10x11-12x13-14x15-16x17-18x19-20x22-21x23-24x27-30x32 mm  
 BW 97TX/SC8 ○ T9-T10-T15-T20-T25-T27-T30-T40

73



- 1032 ○ 19+60 mm  
 1034 ○ 19+60 mm  
 1036 ● 19+60 mm  
 1038 ● 19+60 mm  
 BW 1048 250 mm  
 BW 1052 190 - 240 mm  
 BW 1098 220 mm  
 BW 1082BM ≡ 160 mm  
 BW 1150BM ≡ 180 mm  
 BW 1166BM ● 200 mm  
 BW 1168BM ● 200 mm  
 BW 1128BMX 150 mm

25



- BW 30 Ø 2-3-4 mm  
 BW 31 Ø 2-3-4-5-6-8 mm  
 BW 32 Ø 4 mm  
 BW 34 125-150-175 mm  
 BW 36 150 mm  
 BW 1370 500 g  
 BW 1390 Ø 35 mm  
 BW 1692/3 3 mm  
 BW 1712T 150+590 mm  
 BW 1719BMA8/Q ■ 200 mm  
 BW 1719BMA8/T ▲ 200 mm  
 BW 1719BMA8/P I 200 mm  
 BW 1719BMA8/M ● 200 mm  
 BW 1719BMA8/R ● 200 mm  
 BW 1737NX 270 mm  
 1771 18 mm

**X**  
**487**

## BW 2400S XL9/E-XL

Cajonera móvil con 9 cajones con sistema antivuelco, modelo largo con surtido de 487 herramientas, en termoformados de espuma

- Encimera de ABS de alta resistencia, con 6 bandejas porta-piezas pequeñas
- 9 cajones de 882x367 mm, montados sobre guías telescópicas de rodamientos:
  - 8 cajones, altura 70 mm
  - 1 cajón, altura 140 mm
- Tirador de nailon de alta resistencia, con porta-etiquetas integrado
- El fondo de los cajones está protegido por tapetes de goma expandida
- 4 ruedas de Ø 125 mm: 2 fijas y 2 giratorias (1 con freno)
- Cerradura de seguridad centralizada frontal
- Porta-frascos lateral integrado
- Capacidad de carga estática: 1.000 kg

1.000 kg



ESTE CARRO SOLO ESTÁ A LA VENTA JUNTO CON EL SURTIDO; NO SE VENDE EL CARRO SUELTO

~~4.100,00 €~~

**2.595,00 €**



024006251



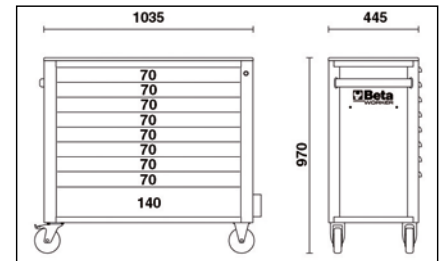
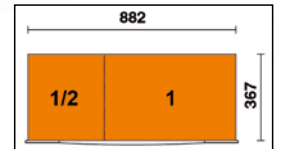
024006252



024006253



n°	h	max
8	70 mm	30 kg
1	140 mm	35 kg



196

- 1/4"**
- BW 900 ○ 4-4,5-5-5,5-6-7-8-9-10-11-12-13-14 mm
  - BW 900L ○ 4-4,5-5-5,5-6-7-8-9-10-11-12-13-14 mm
  - BW 900FTX ⊗ E4-E5-E6-E7-E8-E10
  - BW 900ME ○ 3-4-5-6-7-8 mm
  - BW 900TX ⊕ T6-T7-T8-T9-T10-T15-T20-T25
  - BW 900LP ⊕ 0,8x4-1x5,5-1,2x6,5-1,2x8 mm
  - BW 900PH ⊕ PH0-PH1-PH2-PH3
  - BW 895/1 ○ 1/4" - □ 1/4"
  - BW 900/20 50 mm
  - BW 900/20L 100 mm
  - BW 900/25 150 mm
  - BW 900/30 115 mm
  - BW 900/42 115 mm
  - BW 900/55 ⊗ 150 mm

- 3/8"**
- BW 910A ○ 6-7-8-9-10-11-12-13-14-15-16-17-18-19-20-21-22-24 mm
  - BW 910AL ○ 8-10-11-12-13-14-17-19 mm
  - BW 910FTX ⊗ E6-E7-E8-E10-E11-E12-14
  - BW 910PE ○ 4-5-6-7-8-9-10 mm
  - BW 910TX ⊗ T15-T20-T25-T27-T30-40-T45
  - BW 910/21 125 mm
  - BW 910/22 150 mm
  - BW 910/25
  - BW 910/55 ⊗ 205 mm
  - BW 920/15F □ 1/2" - ■ 3/8"

### BW 861/C61

⊕	BW 861LP	0,5x3(2)-0,5x4(2)-0,6x4,5(2)-0,8x5(2)-1,0x5,5(2)-1,0x6(2)-1,6x8(2) mm
⊕	BW 861PH	PH0(2)-PH1(7)-PH2(7)-PH3(2)
⊕	BW 861PZ	PZ0(2)-PZ1(3)-PZ2(3)-PZ3(2)
⊕	BW 861PE	1,5-2,2-5-3-4-4,5-5-5,5-6-8 mm
⊕	BW 861TX	T9-T10-T15-T20-T25 T27-T30-T40
⊕	BW 882M1	○ 1/4 - ● 1/4

### BW 1256/C21-1

⊕	BW 1256LP	1,5-2-2,5 mm
⊕	BW 1256PH	PH0-PH1
⊕	BW 1256PZ	PZ0-PZ1
⊕	BW 1256PE	0,7-0,9-1,3-1,5-2-2,5-3 mm
⊕	BW 1256TX	T4-T5-T6-T7
⊕	BW 1256RTX	T8-T10-T15
⊕	4 mm	99 mm



31

**BW 42** 6-7-8-9-10-11-12-13-14-15-16-17-18-19-20-21-22-23-24-27-30-32 mm  
**BW 96BPC/SC9** 1,5-2-2,5-3-4-5-6-8-10 mm



30

**BW 55** 6x7-8x9-10x11-12x13-14x15-16x17-18x19-20x22-21x23-24x27-30x32 mm  
**BW 90** 6x7-8x9-10x11-12x13-14x15-16x17-18x19-20x22-21x23-24x27-30x32 mm  
**BW 97TX/SC8** T9-T10-T15-T20-T25-T27-T30-T40



13

<b>1032</b>	19+60 mm	<b>BW 1098</b>	220 mm
<b>1034</b>	19+60 mm	<b>BW 1082BM</b>	160 mm
<b>1036</b>	19+60 mm	<b>BW 1150BM</b>	180 mm
<b>1038</b>	19+60 mm	<b>BW 1166BM</b>	200 mm
<b>BW 1048</b>	250 mm	<b>BW 1168BM</b>	200 mm
<b>BW 1052</b>	190 - 240 mm	<b>BW 1128BMX</b>	150 mm



78

**BW 920A** 8-9-10-11-12-13-14-15-16-17-18-19-20-21-22-23-24-27-30-32 mm  
**BW 920AL** 10-12-13-14-15-16-17-18-19-21-22-24-27-30-32 mm  
**BW 920FTX** E10-E12-E14-E16-E18-E20-E22-E24  
**BW 920PE** 5-6-7-8-9-10-12-14 mm  
**BW 920PE-L** 5-6-7-8-9-10-12-14 mm  
**BW 920TX** T27-T30-T40-T45-T50-T55-T60  
**BW 920TX-L** T30-T40-T45-T50-T55-T60-T70  
**BW 920/21** 125 mm  
**BW 920/22** 250 mm  
**BW 910/16F** 3/8" - 1/2"  
**BW 920/25** 260 mm  
**BW 920/55** 260 mm



25

**BW 720** 10-12-13-15-17-19-21-24 mm  
**BW 720L** 17-19-21-22 mm  
**BW 720/21** 125 mm  
**BW 900/16** 1/4" - 3/8"  
**BW 910/15** 3/8" - 1/4"  
**BW 910/16F** 3/8" - 1/2"  
**BW 920/15F** 1/2" - 3/8"  
**BW 920/16** 1/2" - 3/4"  
**BW 943FL** 6-7-8 mm  
**BW 1687D** 153 mm  
**BW 1687U** 153 mm  
**BW 1687A** 153 mm  
**BW 1687AC** 153 mm



4

**BW 1370** 500 g  
**BW 1380** 1.000 g  
**BW 1390** 35 mm  
**BW 1737NX**




25

**1201E** 2,5x50-3x75-4x100-5,5x125-6,5x150-8x200 mm  
**1201EN** 4x30 mm  
**1202E** PH0x60-PH1x80-PH2x100-PH3x150 mm  
**1202EN** PH1x30 mm  
**1207E/TX** T6-T7-T8-T9-T10-T15-T20-T25-T27-T30-T40-T45  
**BW 1253** 0,5x100 mm



30

**BW 141** 8-9-10-11-12-13-14-15-17-19 mm  
**BW 410/SP19** 1+10x0,5 mm  
**BW 1725CR** 260 mm



**BW 97TTX** T8-T9-T10-T15-T20-T25-T27-T30-T40  
**BW 1682** 300 mm  
**BW 1650** 150 mm

77



23

<b>BW 30</b>	2-3-4 mm	<b>BW 1719BMA8/T</b>	200 mm
<b>BW 31</b>	2-3-4-5-6-8 mm	<b>BW 1719BMA8/P</b>	200 mm
<b>BW 32</b>	4 mm	<b>BW 1719BMA8/M</b>	200 mm
<b>BW 34</b>	125-150-175 mm	<b>BW 1719BMA8/R</b>	200 mm
<b>BW 1692/3</b>	3 mm	<b>BW 1719BMA8/Q</b>	200 mm
<b>BW 1712T</b>	150+590 mm	<b>1771</b>	18 mm
<b>BW 1725</b>	420 mm	<b>BW 1833S</b>	200 lumen



51

**BW 1149F** 175 mm  
**BW 1602** 0,75+6 mm<sup>2</sup>  
**BW 1603** 1,25+5,5 mm<sup>2</sup>  
**BW 1606T** 0,1+10 mm<sup>2</sup>  
**BW 1608** 0,5+6 mm<sup>2</sup>



**943E** 6-7-8-9-10-11-12-13 mm

8



**BW 96T** 2-2,5-3-4-5-6-7-8 mm

8

X  
**716**

1.000 kg

## BW 2400S XL9/E-XXL

Cajonera móvil con 9 cajones con sistema antivuelco, modelo largo con surtido de 716 herramientas, en termoformados de espuma

- Encimera de ABS de alta resistencia, con 6 bandejas porta-piezas pequeñas
- 9 cajones de 882x367 mm, montados sobre guías telescópicas de rodamientos:
  - 8 cajones, altura 70 mm
  - 1 cajón, altura 140 mm
- Tirador de nailon de alta resistencia, con porta-etiquetas integrado
- El fondo de los cajones está protegido por tapetes de goma expandida
- 4 ruedas de Ø 125 mm:
  - 2 fijas y 2 giratorias (1 con freno)
- Cerradura de seguridad centralizada frontal
- Porta-frascos lateral integrado
- Capacidad de carga estática: 1.000 kg

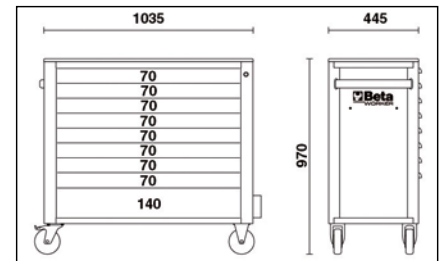
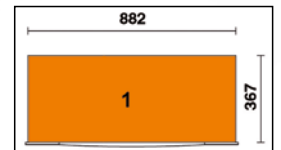


ESTE CARRO SOLO ESTÁ A LA VENTA JUNTO CON EL SURTIDO; NO SE VENDE EL CARRO SUELTO

4.750,00 €

**2.995,00 €**

n°	h	max
8	70 mm	30 kg
1	140 mm	35 kg



024006254



024006255



024006256



214



BW 97TX/SC8 ○ T9-T10-T15-T20-T25-T27-T30-T40  
BW 97TTX ○ T8-T9-T10-T15-T20-T25-T27-T30-T40

**3/8"** BW 910A ○ 6-7-8-9-10-11-12-13-14-15-16-17-18-19-20-21-22-24 mm  
BW 910AL ○ 8-10-11-12-13-14-17-19 mm  
BW 910FTX ⊗ E6-E7-E8-E10-E11-E12-E14  
BW 910PE ○ 4-5-6-7-8-9-10 mm  
BW 910TX ○ T15-T20-T25-T27-T30-T40-T45

BW 910/20 75 mm  
BW 910/22 150 mm  
BW 910/25  
BW 910/55 ⊗ 200 mm  
BW 920/15F □ 1/2" - ■ 3/8"

**1/4"** BW 900 ○ 4-4,5-5-5,5-6-7-8-9-10-11-12-13-14 mm  
BW 900L ○ 4-4,5-5-5,5-6-7-8-9-10-11-12-13-14 mm  
BW 900FTX ⊗ E4-E5-E6-E7-E8-E10  
BW 900ME ○ 3-4-5-6-7-8-10 mm  
BW 900TX ○ T6-T7-T8-T9-T10-T15-T20-T25  
BW 900LP ● 0,8x4-1,0x5,5-1,2x6,5-1,2x8 mm

BW 900PH ⊕ PH0-PH1-PH2-PH3  
BW 895/1 ⊕ 1/4"  
BW 900/20 50 mm  
BW 900/20L 100 mm  
BW 900/25  
BW 900/30 150 mm  
BW 900/42 115 mm  
BW 900/55 ⊗ 150 mm

### BW 861/C61

⊖	BW 861LP	0,5x3(2)-0,5x4(2)-0,6x4,5(2)-0,8x5(2)-1,0x5,5(2)-1,0x6(2)-1,6x8(2) mm
⊕	BW 861PH	PH0(2)-PH1(7)-PH2(7)-PH3(2)
⊕	BW 861PZ	PZ0(2)-PZ1(3)-PZ2(3)-PZ3(2)
○	BW 861PE	1,5-2-2,5-3-4-4,5-5-5,5-6-8 mm
⊕	BW 861TX	T9-T10-T15-T20-T25 T27-T30-T40
○	BW 882M1	○ 1/4 - ● 1/4



### BW 1256/C21-1

⊖	BW 1256LP	1,5-2-2,5 mm
⊕	BW 1256PH	PH0-PH1
⊕	BW 1256PZ	PZ0-PZ1
○	BW 1256PE	0,7-0,9-1,3-1,5-2-2,5-3 mm
⊕	BW 1256TX	T4-T5-T6-T7
⊕	BW 1256RTX	T8-T10-T15
4 mm		99 mm





97

- 12**''
- BW 720L ○ 10-12-13-15-17-19-21-24-27-30 mm
  - BW 720/21 125 mm
  - BW 720/25 64 mm
  - BW 910/16F □ 3/8" - ■ 1/2"
  - BW 920/16 □ 1/2" - ■ 3/4"
  - BW 920A ○ 8-9-10-11-12-13-14-15-16-17-18-19-20-21-22-23-24-27-30-32 mm
  - BW 920AL ○ 10-12-13-14-15-16-17-18-19-21-22-24-27-30-32 mm
  - BW 920FTX ○ E10-E12-E14-E16-E18-E20-E22-E24
  - BW 920PE ○ 5-6-7-8-9-10-12-14 mm
  - BW 920PE-L ○ 5-6-7-8-9-10-12-14 mm
  - BW 920PE-XL ○ 10-12-14 mm
  - BW 920TX ○ T27-T30-T40-T45-T50-T55-T60
  - BW 920TX-L ○ T30-T40-T45-T50-T55-T60-T70
  - BW 920TX-XL ○ T45-T50-T55
  - BW 920/21 125 mm
  - BW 920/22 250 mm
  - BW 920/25 250 mm
  - BW 920/55 ⊕ 260 mm



35

- 943E ○ 5-5,5-6-7-8-9-10-11-12-13-14 mm
- 1201E ● 2,5x50-3x75-4x100-5,5x125-6,5x150-8x200 mm
- 1202E ○ PH0x60-PH1x80-PH2x100-PH3x150 mm
- 1201EN ● 4x30 mm
- 1202EN ● PH1x30 mm
- 1207E/TX ○ T6-T7-T8-T9-T10-T15-T20-T25-T27-T30-T40-T45




235

- BW 96BPC/SC9 ○ 1,5-2-2,5-3-4-5-6-8-10 mm
- BW 410/SP19 1+10 mm x 0,5 mm
- BW 666N/20 40+20 Nm
- BW 720 ○ 10-12-13-15-17-19-21-24-27-30 mm
- BW 867PE ○ 4-5-6-7-8-10-12 mm
- BW 867PE/L ○ 4-5-6-7-8-10-12 mm
- BW 867XZLN ○ 4-5-6-7-8-10-12 mm
- BW 867XZNL ○ 5-6-8-10-12 mm
- BW 867TX ○ T20-T25-T30-T40-T45-T50-T55
- BW 867TX/L ○ T20-T25-T30-T40-T45-T50-T55
- BW 867RTX ⊕ T20-T25-T30-T40-T45-T50-T55
- BW 867RTX/L ⊕ T20-T25-T30-T40-T45-T50-T55
- BW 867RIBEL ⊕ T20-T25-T30-T40-T45-T50-T55
- BW 867/1 ○ 10 mm - □ 3/8"
- BW 867/2 ○ 10 mm - □ 1/2"
- BW 867RIBE ○ 5-6-7-8-9-10-11-12-13 mm
- BW 867RIBEL ○ 5-6-7-8-9-10-11-12-13 mm
- BW 1253 ● 0,5x100 mm
- BW 1257LP ● 2,0-2,5-3,0 mm
- BW 1257PH ● PH00-PH0-PH1
- BW 1257TX ○ T5-T6-T7-T8-T9-T10
- BW 1728BM
- BW 1728LA



45

- BW 42 ⊕ 6-7-8-9-10-11-12-13-14-15-16-17-18-19-20-21-22-23-24-27-30-32 mm
- BW 55 ⊕ 6x7-8x9-10x11-12x13-14x15-16x17-18x19-20x22-21x23-24x27-30x32 mm
- BW 141 ⊕ 8-9-10-11-12-13-14-15-16-17-18-19 mm



30

- BW 90 ⊕ 6x7-8x9-10x11-12x13-14x15-16x17-18x19 mm
- BW 96T ○ 2-2,5-3-4-5-6-7-8-10 mm
- BW 1098 220 mm
- BW 1650 150 mm
- BW 1682 300 mm
- BW 1687/S4
- BW 192 8x10/12x13 mm
- BW 192 16x17/18x19 mm
- BW 1719BMA8/Q ■ 200 mm
- BW 1719BMA8/T ▲ 200 mm
- BW 1719BMA8/P ▮ 200 mm
- BW 1719BMA8/M ▽ 200 mm
- BW 1719BMA8/R ● 200 mm



33

- BW 943FL ○ 6-7-8 mm
- BW 1692/5 5 m
- BW 1712T 148+665 mm
- BW 1606T 0,08+6 ⇨ mm²
- BW 1608 0,5+6 ⇨ mm²
- BW 1725 420 mm
- BW 1725CR 250 mm
- BW 1737NX 270 mm
- 1771 18 mm
- BW 1771RL x10
- BW 1833S 200 lumen
- BW 1715
- BW 1720/B6
- BW 1128BMX 150 mm
- BW 1149F 0,2+6 ⇨ mm²
- BW 1602 0,75+6 ⇨ mm²
- BW 1603 1,25+5,5 ⇨ mm²



## BW 5000S/3M

X  
189

**Carro de herramientas auxiliar con 3 cajones con surtido de 189 herramientas, en termoformados de espuma**

- Encimera de termoplástico
- 3 cajones de 588x367 mm, montados sobre guías telescópicas de rodamientos, altura 70 mm
- El fondo de los cajones está protegido por tapetes de goma expandida
- Cerradura de seguridad centralizada frontal
- Práctico soporte para destornilladores lateral incluido
- 2 soportes laterales para aerosoles incorporados
- Amplio estante inferior protegido con alfombrilla de caucho anti-aceite y anti-gasolina
- 4 ruedas de Ø 125 mm: 2 fijas y 2 giratorias (1 con freno)
- Capacidad de cada cajón: 15 kg, distribuidos uniformemente
- Capacidad de carga estática: 400 kg

400 kg



n°	h	max
3	70 mm	15 kg

ESTE CARRO SOLO ESTÁ A LA VENTA JUNTO CON EL SURTIDO; NO SE VENDE EL CARRO SUELTO

1.250,00 €

795,00 €



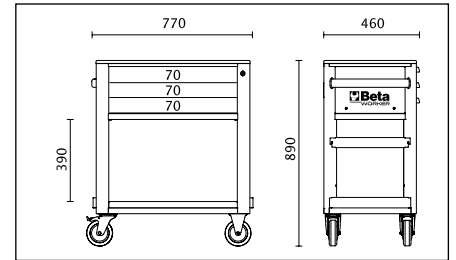
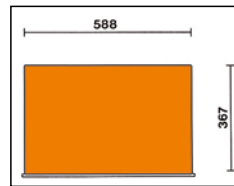
050006331



050006332



050006333



31

- BW 42** 6-7-8-9-10-11-12-13-14-15-16-17-18-19-20-21-22-23-24 mm  
**1201E** 2,5x50-3x75-4x100-5,5x125-6,5x150-8x200 mm  
**1202E** PH0x60-PH1x80-PH2x100-PH3x150 mm  
**1201EN** 4x30 mm  
**1202EN** PH1x30 mm



13

- BW 32** Ø 4 mm  
**BW 34** 150 mm  
**BW 36** 150 mm  
**BW 1048** 250 mm  
**BW 1082BM** 160 mm  
**BW 1150BM** 180 mm  
**BW 1166BM** 200 mm  
**BW 1370** 500 g  
**BW 1390** Ø 35 mm  
**1032** 180 mm  
**1034** 170 mm  
**1036** 175 mm  
**1038** 175 mm



1/4"

- BW 900** 4-4,5-5-5,5-6-7-8-9-10-11-12-13-14 mm  
**BW 900ME** 3-4-5-6-7-8 mm  
**BW 900TX** T06-T07-T08-T09-T10-T15-T20-T25  
**BW 900/20** 50 mm  
**BW 900/20L** 100 mm  
**BW 900/25** 150 mm  
**BW 900/30** 150 mm  
**BW 900/42** 115 mm  
**BW 900/55** 150 mm  
**BW 895/1** 1/4" - 1/4"

- BW 96BPC/SC9** 1,5-2-2,5-3-4-5-6-8-10 mm  
**BW 111** 250 mm

1/2"

- BW 920A** 8-9-10-11-12-13-14-15-16-17-18-19-20-21-22-23-24-27-30-32 mm  
**BW 920PE** 5-6-7-8-9-10-12-14 mm  
**BW 920TX** T27-T30-T40-T45-T50-T55-T60  
**BW 920/21** 125 mm  
**BW 920/22** 250 mm  
**BW 910/16F** 3/8" - 1/2"  
**BW 920/25**  
**BW 920/55** 260 mm

### BW 861/C61

⊖	BW 861LP	0,5x3(2)-0,5x4(2)-0,6x4,5(2)-0,8x5(2)-1,0x5,5(2)-1,0x6(2)-1,6x8(2) mm
⊕	BW 861PH	PH0(2)-PH1(7)-PH2(7)-PH3(2)
⊕	BW 861PZ	PZ0(2)-PZ1(3)-PZ2(3)-PZ3(2)
⊖	BW 861PE	1,5-2-2,5-3-4-4,5-5-5,5-6-8 mm
⊕	BW 861TX	T9-T10-T15-T20-T25 T27-T30-T40
⊖	BW 882M1	1/4 - 1/4



059456301

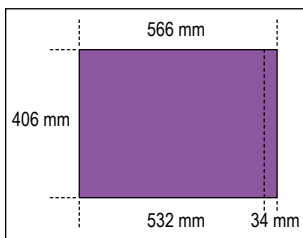
# BW 5945/2023

Surtido de 268 herramientas para el mantenimiento general, en termoformados de espuma

1.330,00 €

**899,00 €**

**X**  
**268**



para **C45PRO**

**17**

BW 96T ○ 2-2.5-3-4-5-6-7-8 mm  
 BW 34 150-175 mm  
 BW 1370 300 g  
 BW 1390 ∅ 35 mm

BW 1719BMA8/Q ■ 200 mm  
 BW 1719BMA8/T ▲ 200 mm  
 BW 1719BMA8/P ▮ 200 mm  
 BW 1719BMA8/M ▾ 200 mm  
 BW 1719BMA8/R ● 200 mm

**36**

BW 97TTX ○ T10-T15-T20-T25-T30  
 1038 ● 19+60 mm  
 1036 ● 19+60 mm  
 1034 ○ 19+60 mm  
 1032 ○ 19+60 mm  
 BW 1166BM ● 160 mm  
 BW 1150BM = 180 mm  
 BW 1082BM < 160 mm  
 BW 1052 240 mm  
 BW 1048 250 mm

**BW 1256/C21-1**


⊖	BW 1256LP	1,5-2-2,5 mm
⊕	BW 1256PH	PH0-PH1
⊕	BW 1256PZ	PZ0-PZ1
○	BW 1256PE	0,7-0,9-1,3-1,5-2-2,5-3 mm
⊖	BW 1256TX	T4-T5-T6-T7
⊕	BW 1256RTX	T8-T10-T15
4 mm		99 mm

**30**

BW 96BPC/SC9 ○ 1,5-2-2,5-3-4-5-6-8-10 mm  
 BW 42 ○ 6-7-8-9-10-11-12-13-14-15-16-17-18-19-20-21-22-24-27-30-32 mm

**25**

1202E ● PH0x60-PH1x80-PH2x100-PH3x150 mm  
 1202EN ● PH1x30 mm  
 1207E/TX ○ T6-T7-T8-T9-T10-T15-T20-T25-T27-T30-T40-T45  
 1201EN ● 4x30 mm  
 1201E ● 2,5x50-3x75-4x100-5,5x125-6,5x150-8x200 mm  
 BW 1253 ● 3x100 mm



**160**

**1/4"**

BW 900 ○ 4-4,5-5-5,5-6-7-8-9-10-11-12-13-14 mm  
 BW 900L ○ 6-6,7-8-9-10-11-12-13 mm  
 BW 900LP ● 0,8x4-1,0x5,5-1,2x6,5-1,2x8,0 mm  
 BW 900PH ● PH1-PH2-PH3  
 BW 900ME ○ 3-4-5-6-7 mm  
 BW 900TX ○ T10-T15-T20-T25-T27-T30  
 BW 900/20 50 mm  
 BW 900/20L 100 mm  
 BW 900/25 150 mm  
 BW 900/30 150 mm  
 BW 895/1 ○ 1/4" - □1/4"  
 BW 895/3 ○ 1/4" - □3/8"  
 BW 895/6 ○ 5/16" - □1/2"  
 BW 900/42 115 mm  
 BW 900/55 ● 150 mm

**12"**

BW 895/6 ○ 5/16" - □1/2"  
 BW 956C ○ 16 mm - 20,8 mm  
 BW 920/15F □ 1/2" - ■ 3/8"  
 BW 910/22 150 mm  
 BW 910/55 ● 205 mm  
 BW 920/55 ● 260 mm  
 BW 920A ○ 8-10-11-12-13-14-15-16-17-18-19-20-21-22-23-24-26-27-28-30-32 mm  
 BW 920/25 125 mm  
 BW 920/21 125 mm  
 BW 920/22 255 mm

**BW 861/C61**

⊖	BW 861LP	0,5x3(2)-0,5x4(2)-0,6x4,5(2)-0,8x5(2)-1,0x5,5(2)-1,0x6(2)-1,6x8(2) mm
⊕	BW 861PH	PH0(2)-PH1(7)-PH2(7)-PH3(2)
⊕	BW 861PZ	PZ0(2)-PZ1(3)-PZ2(3)-PZ3(2)
○	BW 861PE	1,5-2-2,5-3-4-4,5-5-5,5-6-8 mm
⊖	BW 861TX	T9-T10-T15-T20-T25 T27-T30-T40
	BW 882M1	○ 1/4 - ● 1/4

**3/8"**

BW 895/6 ○ 5/16" - □1/2"  
 BW 910A ○ 6-7-8-9-10-11-12-13-14-15-16-17-18-19-20-21-22 mm  
 BW 910/20 75 mm  
 BW 910/22 150 mm  
 BW 910/25 150 mm  
 BW 910/16F □ 3/8" - ■ 1/2"



Las imágenes que se reproducen son indicativas. Beta Utensilii S.p.A. se reserva el derecho de realizar actualizaciones y mejoras en su gama de productos, sin previo aviso.



Código: ZESBTWORKER24

BETA IBERIA S.L. | Avda. de Castilla, 26 - Nave 4 | 28830 San Fernando de Henares · MADRID  
Tel. 91 6778340 | e-mail: beta.iberia@beta-tools.com | www.beta-tools.es

**Beta**  
WORKER